

UNESCO Chair for Distance Learning

(User's Guide



the OESO arm for
Continuing Medical
Education

How to use the service

This guide is intended for persons wishing to follow the OESO CME program.

⇒ *Step 0*

Checking requirements

Required equipment

- Clip-on microphone
- Speaker
- (WebCam)
- PC (less than three years old) with a sound card.

Required software

- Java Runtime JRE 1.5 (minimum)
(<http://java.sun.com/javase/downloads/index.jsp>)
>> download latest version of JDK: **JDK6** (which includes JRE 1.5).

⇒ *Step 1*

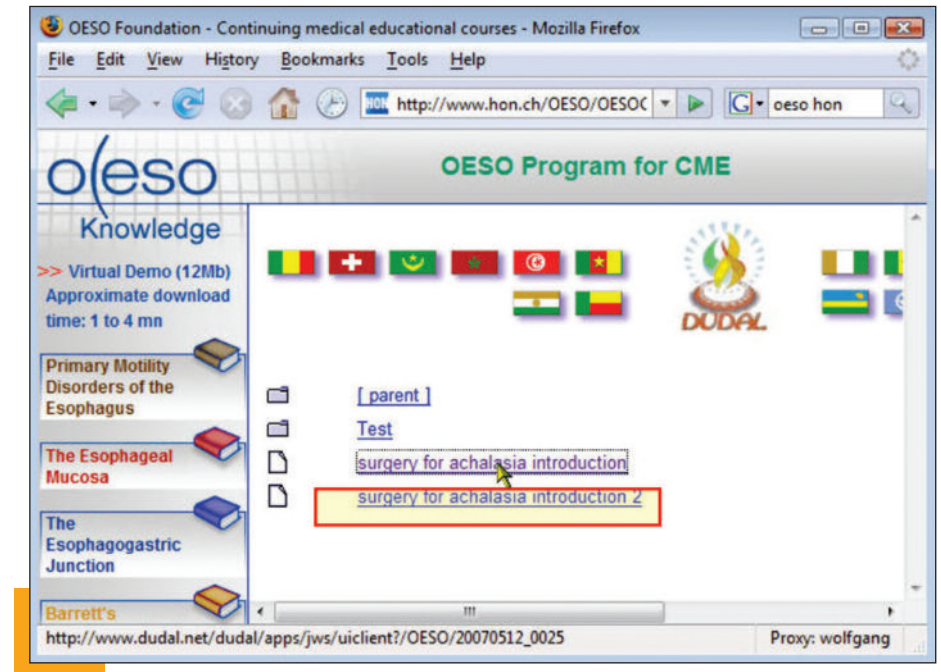
Accessing the OESO CME platform

Open your navigator at the following address: <http://www.hon.ch/OESO/OESOCME.html>.
Then select 'attend a course' in the learner section.

⇒ Step 2 Selecting a course

Select the course you would like to attend (see Figure 1).

Figure 1:
Selecting the course



⇒ Step 3 Identification

Log on with the user name '**CME_OESO**' and the password '**CMEOESO2007**' (Figure 2)

Figure 2:
User identification



➔ Step 4

Listening to the course

The course is downloaded automatically as above (Figure 3).

- If the course is followed in real time, the interface will show a clock counting down the time until the course begins.
- If a real-time course has already started, you may either join the course in progress or start from the beginning.
- You may also watch previously broadcast courses.

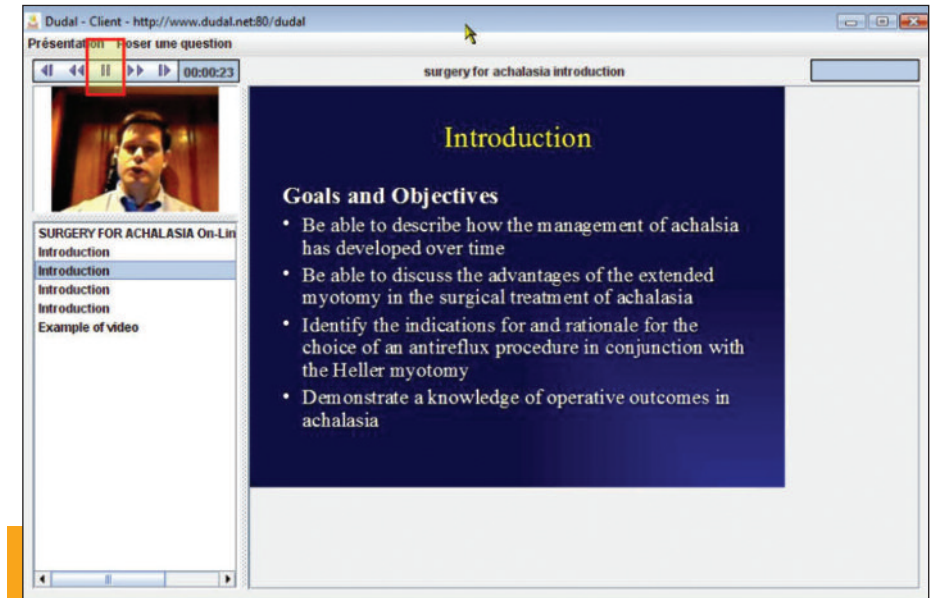


Figure 3: Listening to the course

➔ Step 5

Questions to the instructor

(live or after the presentation)

'**Poser une question**' (ask a question) is for asking a simple question (Figure 4).

'**Forum**' allows interaction with the instructor and other listeners.

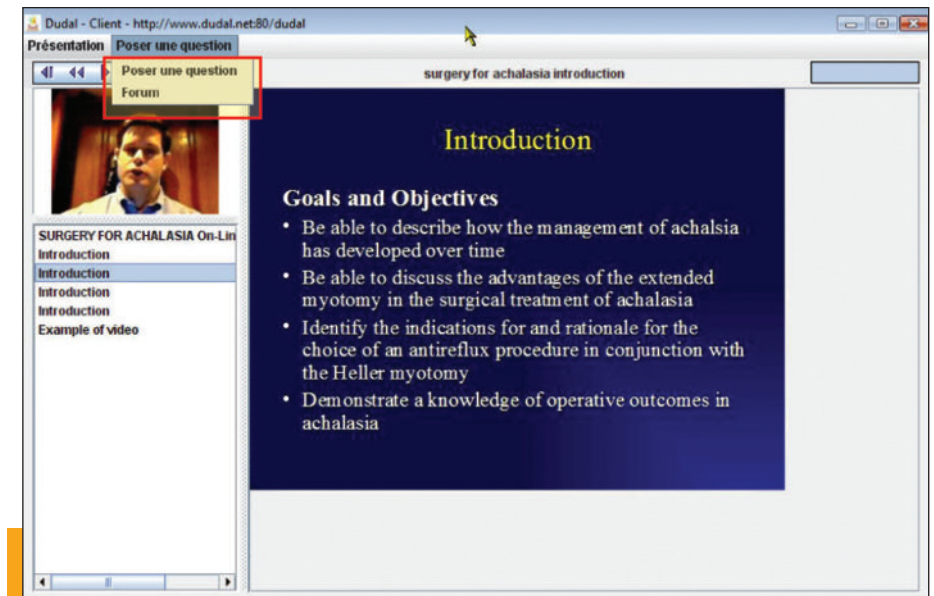


Figure 4:
"Question" or "Forum"

The OESO Foundation UNESCO Chair for distance learning CME program

This program for Continuing Medical Education offers the following advantages:

- **True multi-disciplinarity,**
- **Two levels of competence:**
 - current practice,
 - specialized practice
- Access of certain sections to **French-speaking audiences.**

The OESO CME platform takes into account the variable technical specifications of the user's connection, as well as the time difference existing between the broadcast site and the area of reception:

- Courses proposed in **two formats,**
 - Presentation of still images (Power point) with or without the webcam inset of the speaker.
 - Video sequences, preceded and/or followed by commentaries.
- Courses **broadcast by two means:**
 - From a single site, as a traditional lecture,
 - From multiple sites, in the form of a discussion between specialists of an anonymous clinical case selected in view of its educational interest.
- Courses **accessible in two ways:**
 - In real time, giving the audience the possibility to interact with the teaching team.
 - Pre-recorded, using a recording included in the "**OESO Knowledge Interactive Information System**" of the OESO Foundation.

Contacts



Technical information

Service d'Informatique Médicale
Hôpitaux Universitaires de Genève
24, rue Micheli-du-Crest
CH-1211 Genève 14
Tél. +41 22 372 62 01 • Fax +41 22 372 62 55
E-mail oesocme@oeso.org
www.oeso-foundation.org



Scientific coordination

2 Boulevard Pershing
75017 Paris - France
Tél. +33 (0) 1 55 37 90 15 • Fax +33 (0) 1 55 37 90 40
E-mail robert.giuli@oeso.org
www.oeso.org